

兵庫県新設住宅着工状況

(戸)

| 年 月 | 木造住宅 | | | | | | | | | | 非木造 | | | | | | 合計 | | プレハブ | | | | |
|--------|--------|----------|-------------|-----------|------|-------------|--------|-------------|---------|-------------|-----------|-------------|------|-------------|---------|-------------|---------|-------------|---------|-------------|-----------|--------|---------|
| | 在来工法 | | | | プレハブ | | 2×4住宅 | | 計 | | 比率 | | プレハブ | | その他 | | 計 | | 戸数 | 床面積 (㎡)計 | | | |
| | 戸数 | 戸数 比率 | 床面積 (㎡)計 | 面積 比率 | 戸数 | 床面積 (㎡)計 | 戸数 | 床面積 (㎡)計 | 戸数 | 床面積 (㎡)計 | 戸数 | 床面積 (㎡)計 | 戸数 | 床面積 (㎡)計 | 戸数 | 床面積 (㎡)計 | 戸数 | 床面積 (㎡)計 | | | | | |
| 1 R4.1 | 861 | 49.4 | 90,571 | 58.9 | 20 | 2,403 | 153 | 13,420 | 1,034 | 106,394 | 59.3 | 69.2 | 186 | 16,894 | 523 | 30,391 | 709 | 47,285 | 1,743 | 153,679 | 206 | 19,297 | |
| 2 | 1,109 | 47.8 | 115,120 | 57.3 | 18 | 2,100 | 180 | 14,330 | 1,307 | 131,550 | 56.3 | 65.5 | 233 | 18,804 | 780 | 50,398 | 1,013 | 69,202 | 2,320 | 200,752 | 251 | 20,904 | |
| 3 | 1,162 | 45.0 | 117,873 | 54.4 | 10 | 1,138 | 182 | 12,871 | 1,354 | 131,882 | 52.5 | 60.9 | 296 | 24,647 | 931 | 60,192 | 1,227 | 84,839 | 2,581 | 216,721 | 306 | 25,785 | |
| 4 | 1,129 | 34.2 | 115,531 | 41.0 | 22 | 1,980 | 163 | 14,329 | 1,314 | 131,840 | 39.8 | 46.8 | 308 | 25,276 | 1,676 | 124,863 | 1,984 | 150,139 | 3,298 | 281,979 | 330 | 27,256 | |
| 5 | 994 | 47.1 | 105,305 | 58.2 | 15 | 1,617 | 195 | 16,099 | 1,204 | 123,021 | 57.1 | 67.9 | 215 | 19,573 | 690 | 38,470 | 905 | 58,043 | 2,109 | 181,064 | 230 | 21,190 | |
| 6 | 1,206 | 46.6 | 123,748 | 57.1 | 54 | 4,166 | 253 | 18,848 | 1,513 | 146,762 | 58.5 | 67.8 | 402 | 30,204 | 672 | 39,600 | 1,074 | 69,804 | 2,587 | 216,566 | 456 | 34,370 | |
| 7 | 1,288 | 51.3 | 127,704 | 60.6 | 24 | 3,178 | 156 | 13,478 | 1,468 | 144,360 | 58.5 | 68.5 | 331 | 24,454 | 710 | 42,046 | 1,041 | 66,500 | 2,509 | 210,860 | 355 | 27,632 | |
| 8 | 1,222 | 43.7 | 119,176 | 54.0 | 20 | 2,496 | 165 | 14,099 | 1,407 | 135,771 | 50.3 | 61.5 | 302 | 22,743 | 1,088 | 62,121 | 1,390 | 84,864 | 2,797 | 220,635 | 322 | 25,239 | |
| 9 | 1,042 | 46.0 | 105,105 | 56.0 | 20 | 2,764 | 213 | 17,510 | 1,275 | 125,379 | 56.3 | 66.9 | 243 | 19,609 | 747 | 42,547 | 990 | 62,156 | 2,265 | 187,535 | 263 | 22,373 | |
| 10 | 1,278 | 39.0 | 129,013 | 48.8 | 24 | 2,747 | 242 | 17,512 | 1,544 | 149,272 | 47.2 | 56.5 | 385 | 31,772 | 1,345 | 83,130 | 1,730 | 114,902 | 3,274 | 264,174 | 409 | 34,519 | |
| 11 | 1,313 | 44.8 | 127,286 | 51.8 | 44 | 4,277 | 303 | 23,736 | 1,660 | 155,299 | 56.7 | 63.2 | 301 | 23,831 | 969 | 66,481 | 1,270 | 90,312 | 2,930 | 245,611 | 345 | 28,108 | |
| 12 | 1,223 | 46.1 | 112,440 | 58.1 | 30 | 3,148 | 232 | 16,859 | 1,485 | 132,447 | 56.0 | 68.5 | 270 | 19,919 | 896 | 41,015 | 1,166 | 60,934 | 2,651 | 193,381 | 300 | 23,067 | |
| 前年比 | 計 | 13,827 | 44.5 | 1,388,872 | 54.0 | 301 | 32,014 | 2,437 | 193,091 | 1,656 | 1,613,977 | 53.3 | 62.7 | 3,472 | 277,726 | 11,027 | 681,254 | 14,499 | 958,980 | 31,064 | 2,572,957 | 3,773 | 309,740 |
| 110% | 1 R5.1 | 950 | 34.2 | 93,013 | 45.6 | 16 | 1,899 | 131 | 10,580 | 1,097 | 105,492 | 39.5 | 51.7 | 286 | 20,533 | 1,392 | 77,942 | 1,678 | 98,475 | 2,775 | 203,967 | 302 | 22,432 |
| 101% | 2 | 1,118 | 53.7 | 110,180 | 62.9 | 37 | 3,492 | 224 | 16,970 | 1,379 | 130,642 | 66.3 | 74.6 | 290 | 23,458 | 412 | 20,932 | 702 | 44,390 | 2,081 | 175,032 | 327 | 26,950 |
| 92% | 3 | 1,064 | 40.4 | 104,708 | 53.5 | 24 | 2,282 | 240 | 16,490 | 1,328 | 123,480 | 50.4 | 63.0 | 258 | 18,611 | 1,049 | 53,784 | 1,307 | 72,395 | 2,635 | 195,875 | 282 | 20,893 |
| 98% | 4 | 1,112 | 41.4 | 114,817 | 51.9 | 8 | 1,216 | 202 | 14,305 | 1,322 | 130,338 | 49.2 | 58.9 | 322 | 23,782 | 1,041 | 67,255 | 1,363 | 91,037 | 2,685 | 221,375 | 330 | 24,998 |
| 93% | 5 | 920 | 38.7 | 92,647 | 52.4 | 16 | 1,831 | 174 | 13,090 | 1,110 | 107,568 | 46.7 | 60.8 | 286 | 20,843 | 980 | 48,460 | 1,266 | 69,303 | 2,376 | 176,871 | 302 | 22,674 |
| 95% | 6 | 1,143 | 52.4 | 113,360 | 61.2 | 28 | 2,711 | 271 | 17,106 | 1,442 | 133,177 | 66.1 | 72.0 | 345 | 27,191 | 393 | 24,726 | 738 | 51,917 | 2,180 | 185,094 | 373 | 29,902 |
| 95% | 7 | 1,221 | 51.6 | 123,023 | 61.7 | 11 | 1,271 | 172 | 14,888 | 1,404 | 139,182 | 59.3 | 69.8 | 250 | 19,405 | 713 | 40,784 | 963 | 60,189 | 2,367 | 199,371 | 261 | 20,676 |
| 100% | 8 | 1,225 | 43.8 | 119,210 | 51.5 | 27 | 2,339 | 170 | 14,275 | 1,422 | 135,824 | 50.9 | 58.6 | 359 | 27,956 | 1,015 | 67,839 | 1,374 | 95,795 | 2,796 | 231,619 | 386 | 30,295 |
| 109% | 9 | 1,131 | 46.9 | 111,569 | 58.5 | 17 | 1,788 | 215 | 16,474 | 1,363 | 129,831 | 56.5 | 68.1 | 216 | 18,332 | 833 | 42,414 | 1,049 | 60,746 | 2,412 | 190,577 | 233 | 20,120 |
| 95% | 10 | 1,220 | 37.7 | 111,906 | 43.2 | 12 | 1,362 | 250 | 18,151 | 1,482 | 131,419 | 45.7 | 50.7 | 347 | 26,362 | 1,411 | 101,198 | 1,758 | 127,560 | 3,240 | 258,979 | 359 | 27,724 |
| 0% | 11 | | | | | | | | | | | | | | | | | | | | | | |
| 0% | 12 | | | | | | | | | | | | | | | | | | | | | | |
| 82% | 計 | 11,104 | 43.5 | 1,094,433 | 53.7 | 196 | 20,191 | 2,049 | 152,329 | 13,349 | 1,266,953 | 52.3 | 62.1 | 2,959 | 226,473 | 9,239 | 545,334 | 12,198 | 771,807 | 25,547 | 2,038,760 | 3,155 | 246,664 |

1戸当たり
床面積(㎡) 98.6

1戸当たり
床面積(㎡) 103.0

1戸当たり
床面積(㎡) 74.3

1戸当たり
床面積(㎡) 94.9

1戸当たり
床面積(㎡) 76.5

1戸当たり
床面積(㎡) 59.0

1戸当たり
床面積(㎡) 63.3

1戸当たり
床面積(㎡) 79.8

(財)建設物価調査会発行：月刊住宅着工統計 (H24.3まで)
国土交通省：建築着工統計調査報告 (H24.4から)

前月比 (R5.10/R5.9)

| | | | | | | | | | | | | | | | | | | |
|----|--------|--------|-------|-------|--------|--------|--------|--------|--------|--------|--------|--------|--------|--------|--------|--------|--------|--------|
| 対比 | 107.9% | 100.3% | 70.6% | 76.2% | 116.3% | 110.2% | 108.7% | 101.2% | 160.6% | 143.8% | 169.4% | 238.6% | 167.6% | 210.0% | 134.3% | 135.9% | 154.1% | 137.8% |
|----|--------|--------|-------|-------|--------|--------|--------|--------|--------|--------|--------|--------|--------|--------|--------|--------|--------|--------|

前年同月比 (R5.10/R4.10)

| | | | | | | | | | | | | | | | | | | |
|----|-------|-------|-------|-------|--------|--------|-------|-------|-------|-------|--------|--------|--------|--------|-------|-------|-------|-------|
| 対比 | 95.5% | 86.7% | 50.0% | 49.6% | 103.3% | 103.6% | 96.0% | 88.0% | 90.1% | 83.0% | 104.9% | 121.7% | 101.6% | 111.0% | 99.0% | 98.0% | 87.8% | 80.3% |
|----|-------|-------|-------|-------|--------|--------|-------|-------|-------|-------|--------|--------|--------|--------|-------|-------|-------|-------|

前年対比 (10月まで)

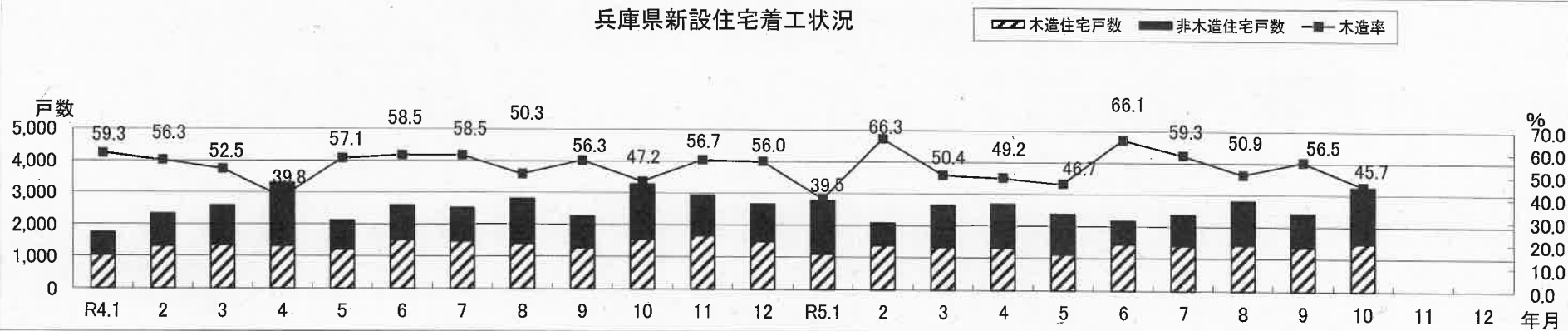
| | | | | | | | | | | | | | | | | | | |
|-----|--------|-----------|-------|--------|--------|---------|--------|-----------|--------|---------|--------|---------|--------|---------|--------|-----------|--------|---------|
| R4年 | 11,291 | 1,149,146 | 227 | 24,589 | 1,902 | 152,496 | 13,420 | 1,326,231 | 2,901 | 233,976 | 9,162 | 573,758 | 12,063 | 807,734 | 25,483 | 2,133,965 | 3,128 | 258,565 |
| R5年 | 11,104 | 1,094,433 | 196 | 20,191 | 2,049 | 152,329 | 13,349 | 1,266,953 | 2,959 | 226,473 | 9,239 | 545,334 | 12,198 | 771,807 | 25,547 | 2,038,760 | 3,155 | 246,664 |
| 対比 | 98.3% | 95.2% | 86.3% | 82.1% | 107.7% | 99.9% | 99.5% | 95.5% | 102.0% | 96.8% | 100.8% | 95.0% | 101.1% | 95.6% | 100.3% | 95.5% | 100.9% | 95.4% |

[単位：戸]

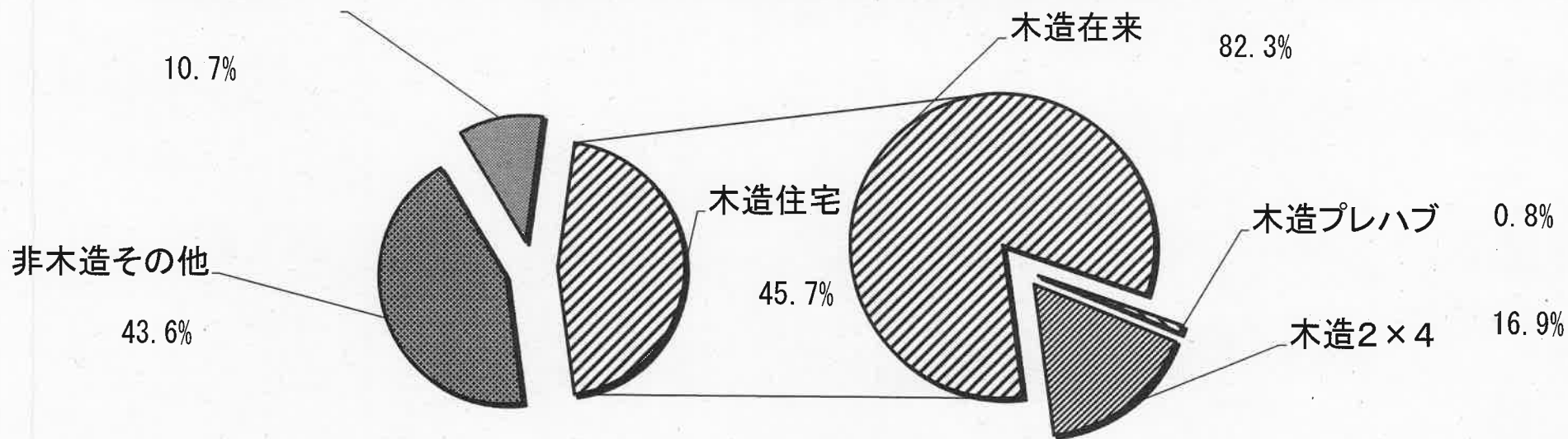
注：非木造のプレハブは鉄骨、鉄筋コンクリート造プレハブ住宅
「2×4工法」及び「プレハブ工法(木造)」以外の木造を在来工法

兵庫県新設住宅着工状況

兵庫県新設住宅着工状況



令和5年10月(兵庫県新設住宅着工状況)



全国の新設住宅着工状況

| 年 月 | 木造住宅 | | | | | | | | | | 非木造 | | | | | | 合計 | | プレハブ | | | | |
|--------|--------|----------|-------------|------------|-------|-------------|-----------|-------------|-----------|-------------|------------|-------------|--------|-------------|-----------|-------------|------------|-------------|------------|-------------|------------|-------------|-----------|
| | 在来工法 | | | | プレハブ | | 2×4住宅 | | 計 | | 比率 | | プレハブ | | その他 | | 計 | | 戸数 | 床面積 (㎡)計 | 戸数 | 床面積 (㎡)計 | |
| | 戸数 | 戸数 比率 | 床面積 (㎡)計 | 面積 比率 | 戸数 | 床面積 (㎡)計 | 戸数 | 床面積 (㎡)計 | 戸数 | 床面積 (㎡)計 | 戸数 | 床面積 (㎡)計 | 戸数 | 床面積 (㎡)計 | 戸数 | 床面積 (㎡)計 | 戸数 | 床面積 (㎡)計 | | | | | |
| R4.1 | 27,308 | 45.7 | 2,709,697 | 54.5 | 552 | 58,093 | 5,854 | 464,090 | 33,714 | 3,231,880 | 56.5 | 65.1 | 7,586 | 560,796 | 18,390 | 1,174,952 | 25,976 | 1,735,748 | 59,690 | 4,967,628 | 8,138 | 618,889 | |
| 2 | 28,502 | 44.1 | 2,850,919 | 54.0 | 711 | 71,845 | 6,194 | 492,813 | 35,407 | 3,415,577 | 54.8 | 64.7 | 7,665 | 593,297 | 21,542 | 1,273,326 | 29,207 | 1,866,623 | 64,614 | 5,282,200 | 8,376 | 665,142 | |
| 3 | 30,524 | 40.1 | 3,053,107 | 51.3 | 780 | 79,560 | 7,921 | 595,288 | 39,225 | 3,727,955 | 51.5 | 62.6 | 7,914 | 599,945 | 28,981 | 1,625,238 | 36,895 | 2,225,233 | 76,120 | 5,953,188 | 8,694 | 679,505 | |
| 4 | 31,203 | 40.9 | 3,132,922 | 51.1 | 830 | 82,851 | 7,648 | 595,295 | 39,681 | 3,811,068 | 52.0 | 62.1 | 7,881 | 588,475 | 28,732 | 1,733,937 | 36,613 | 2,322,412 | 76,294 | 6,133,480 | 8,711 | 671,326 | |
| 5 | 30,536 | 45.4 | 3,074,381 | 55.3 | 697 | 75,097 | 7,194 | 562,540 | 38,427 | 3,712,018 | 57.2 | 66.7 | 8,296 | 639,035 | 20,470 | 1,213,230 | 28,766 | 1,852,265 | 67,193 | 5,564,283 | 8,993 | 714,132 | |
| 6 | 33,288 | 44.6 | 3,310,631 | 54.9 | 944 | 96,486 | 8,148 | 626,768 | 42,380 | 4,033,885 | 56.8 | 66.9 | 9,842 | 742,154 | 22,374 | 1,251,169 | 32,216 | 1,993,323 | 74,596 | 6,027,208 | 10,786 | 838,640 | |
| 7 | 33,142 | 45.4 | 3,274,588 | 55.7 | 948 | 87,784 | 7,641 | 598,203 | 41,731 | 3,960,575 | 57.2 | 67.3 | 9,150 | 675,820 | 22,100 | 1,245,089 | 31,250 | 1,920,909 | 72,981 | 5,881,484 | 10,098 | 763,604 | |
| 8 | 33,933 | 43.7 | 3,269,187 | 52.9 | 974 | 93,840 | 8,016 | 606,284 | 42,923 | 3,969,311 | 55.2 | 64.3 | 9,437 | 694,822 | 25,352 | 1,513,748 | 34,789 | 2,208,570 | 77,712 | 6,177,881 | 10,411 | 788,662 | |
| 9 | 33,101 | 44.8 | 3,224,145 | 55.2 | 897 | 87,976 | 8,383 | 635,208 | 42,381 | 3,947,329 | 57.3 | 67.5 | 8,286 | 629,874 | 23,253 | 1,266,460 | 31,539 | 1,896,334 | 73,920 | 5,843,663 | 9,183 | 717,850 | |
| 10 | 32,962 | 43.0 | 3,201,436 | 53.1 | 1,022 | 92,684 | 8,865 | 663,566 | 42,849 | 3,957,686 | 55.9 | 65.6 | 10,111 | 714,405 | 23,630 | 1,357,519 | 33,741 | 2,071,924 | 76,590 | 6,029,610 | 11,133 | 807,089 | |
| 11 | 32,558 | 45.0 | 3,151,890 | 54.3 | 951 | 93,329 | 8,242 | 624,523 | 41,751 | 3,869,742 | 57.7 | 66.7 | 8,896 | 645,210 | 21,725 | 1,290,869 | 30,621 | 1,936,079 | 72,372 | 5,805,821 | 9,847 | 738,539 | |
| 12 | 29,421 | 43.7 | 2,896,354 | 54.4 | 835 | 83,924 | 7,122 | 562,329 | 37,378 | 3,542,607 | 55.6 | 66.5 | 7,168 | 547,688 | 22,703 | 1,237,860 | 29,871 | 1,785,548 | 67,249 | 5,328,155 | 8,003 | 631,612 | |
| 前年比 | 計 | 376,478 | 43.8 | 37,149,257 | 53.8 | 10,141 | 1,003,469 | 91,228 | 7,026,907 | 477,847 | 45,179,633 | 55.6 | 65.5 | 102,232 | 7,631,521 | 279,252 | 16,183,447 | 381,484 | 23,814,968 | 859,331 | 68,994,601 | 112,373 | 8,634,990 |
| 94% | R5.1 | 25,690 | 40.4 | 2,481,681 | 48.9 | 682 | 68,119 | 6,137 | 477,793 | 32,509 | 3,027,593 | 51.1 | 59.7 | 6,643 | 510,798 | 24,452 | 1,537,011 | 31,095 | 2,047,809 | 63,604 | 5,075,402 | 7,325 | 578,917 |
| 94% | 2 | 26,871 | 41.7 | 2,632,802 | 50.6 | 845 | 79,671 | 6,774 | 530,136 | 34,490 | 3,242,609 | 53.5 | 62.3 | 7,951 | 615,859 | 21,985 | 1,342,880 | 29,936 | 1,958,739 | 64,426 | 5,201,348 | 8,796 | 695,530 |
| 92% | 3 | 28,033 | 38.0 | 2,708,309 | 48.6 | 817 | 75,670 | 7,681 | 558,575 | 36,531 | 3,342,554 | 49.6 | 60.0 | 7,687 | 574,665 | 29,475 | 1,650,343 | 37,162 | 2,225,008 | 73,693 | 5,567,562 | 8,504 | 650,335 |
| 95% | 4 | 29,613 | 44.0 | 2,892,839 | 54.8 | 966 | 87,556 | 6,598 | 523,962 | 37,177 | 3,504,407 | 55.3 | 66.3 | 7,412 | 544,773 | 22,661 | 1,233,834 | 30,073 | 1,778,607 | 67,250 | 5,283,014 | 8,378 | 632,329 |
| 95% | 5 | 29,063 | 41.8 | 2,831,412 | 51.6 | 873 | 85,909 | 7,323 | 556,421 | 37,259 | 3,473,742 | 53.6 | 63.3 | 8,496 | 610,345 | 23,806 | 1,402,962 | 32,302 | 2,013,307 | 69,561 | 5,487,049 | 9,369 | 696,254 |
| 94% | 6 | 31,239 | 44.0 | 2,978,802 | 52.1 | 843 | 86,386 | 7,590 | 578,625 | 39,672 | 3,643,813 | 55.9 | 63.7 | 8,633 | 658,446 | 22,710 | 1,419,247 | 31,343 | 2,077,693 | 71,015 | 5,721,506 | 9,476 | 744,832 |
| 95% | 7 | 31,441 | 46.1 | 3,004,223 | 55.9 | 915 | 85,698 | 7,780 | 584,996 | 40,136 | 3,674,917 | 58.9 | 68.3 | 8,804 | 637,157 | 19,211 | 1,064,879 | 28,015 | 1,702,036 | 68,151 | 5,376,953 | 9,719 | 722,855 |
| 95% | 8 | 32,245 | 45.8 | 3,034,556 | 54.9 | 965 | 92,805 | 7,978 | 607,465 | 41,188 | 3,734,826 | 58.5 | 67.5 | 8,286 | 611,186 | 20,925 | 1,184,032 | 29,211 | 1,795,218 | 70,399 | 5,530,044 | 9,251 | 703,991 |
| 93% | 9 | 30,706 | 44.5 | 2,853,816 | 53.4 | 963 | 88,824 | 8,771 | 639,932 | 40,440 | 3,582,572 | 58.7 | 67.0 | 7,838 | 583,248 | 20,663 | 1,182,304 | 28,501 | 1,765,552 | 68,941 | 5,348,124 | 8,801 | 672,072 |
| 93% | 10 | 30,789 | 42.9 | 2,802,566 | 51.4 | 821 | 77,355 | 8,940 | 640,013 | 40,550 | 3,519,934 | 56.5 | 64.6 | 7,639 | 563,898 | 23,580 | 1,367,009 | 31,219 | 1,930,907 | 71,769 | 5,450,841 | 8,460 | 641,253 |
| 0% | 11 | | | | | | | | | | | | | | | | | | | | | | |
| 0% | 12 | | | | | | | | | | | | | | | | | | | | | | |
| 78% | 計 | 295,690 | 42.9 | 28,221,056 | 52.2 | 8,690 | 827,993 | 75,572 | 5,697,918 | 379,952 | 34,746,967 | 55.2 | 64.3 | 79,389 | 5,910,375 | 229,468 | 13,384,501 | 308,857 | 19,294,876 | 688,809 | 54,041,843 | 88,079 | 6,738,368 |

| | | | | | | | | | | | | | | | |
|-----------------|------|-----------------|------|-----------------|------|-----------------|------|-----------------|------|-----------------|------|-----------------|------|-----------------|------|
| 1戸当たり 床面積(㎡) | 95.4 | 1戸当たり 床面積(㎡) | 95.3 | 1戸当たり 床面積(㎡) | 75.4 | 1戸当たり 床面積(㎡) | 91.5 | 1戸当たり 床面積(㎡) | 74.4 | 1戸当たり 床面積(㎡) | 58.3 | 1戸当たり 床面積(㎡) | 62.5 | 1戸当たり 床面積(㎡) | 78.5 |
|-----------------|------|-----------------|------|-----------------|------|-----------------|------|-----------------|------|-----------------|------|-----------------|------|-----------------|------|

(財)建設物価調査会発行：月刊住宅着工統計 (H24.3まで)
国土交通省：建築着工統計調査報告 (H24.4から)

前月比 (R5.10/R5.9)

| | | | | | | | | | | | | | | | | | | |
|----|--------|-------|-------|-------|--------|--------|--------|-------|-------|-------|--------|--------|--------|--------|--------|--------|-------|-------|
| 対比 | 100.3% | 98.2% | 85.3% | 87.1% | 101.9% | 100.0% | 100.3% | 98.3% | 97.5% | 96.7% | 114.1% | 115.6% | 109.5% | 109.4% | 104.1% | 101.9% | 96.1% | 95.4% |
|----|--------|-------|-------|-------|--------|--------|--------|-------|-------|-------|--------|--------|--------|--------|--------|--------|-------|-------|

前年同月比 (R5.10/R4.10)

| | | | | | | | | | | | | | | | | | | |
|----|-------|-------|-------|-------|--------|-------|-------|-------|-------|-------|-------|--------|-------|-------|-------|-------|-------|-------|
| 対比 | 93.4% | 87.5% | 80.3% | 83.5% | 100.8% | 96.5% | 94.6% | 88.9% | 75.6% | 78.9% | 99.8% | 100.7% | 92.5% | 93.2% | 93.7% | 90.4% | 76.0% | 79.5% |
|----|-------|-------|-------|-------|--------|-------|-------|-------|-------|-------|-------|--------|-------|-------|-------|-------|-------|-------|

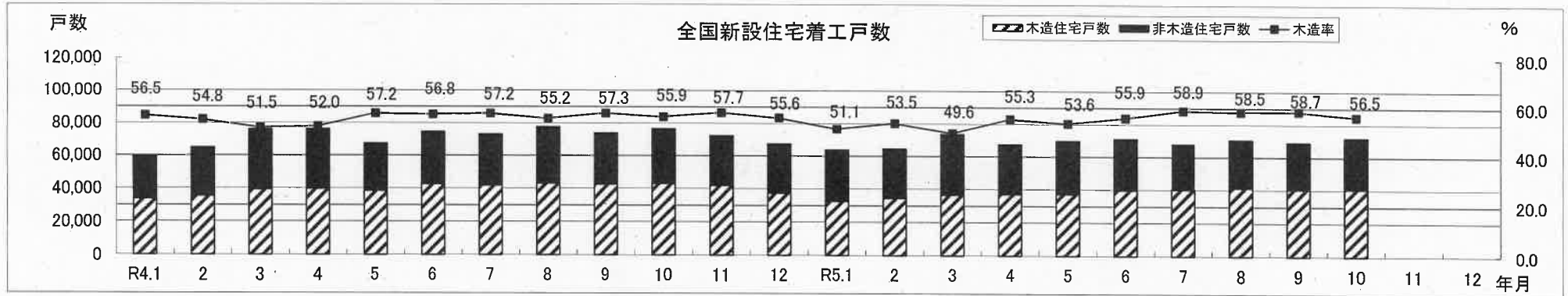
前年対比 (10月まで)

| | | | | | | | | | | | | | | | | | | |
|-----|---------|------------|--------|---------|--------|-----------|---------|------------|--------|-----------|---------|------------|---------|------------|---------|------------|--------|-----------|
| R4年 | 314,499 | 31,101,013 | 8,355 | 826,216 | 75,864 | 5,840,055 | 398,718 | 37,767,284 | 86,168 | 6,438,623 | 234,824 | 13,654,718 | 320,992 | 20,093,341 | 719,710 | 57,860,625 | 94,523 | 7,264,839 |
| R5年 | 295,690 | 28,221,056 | 8,690 | 827,993 | 75,572 | 5,697,918 | 379,952 | 34,746,967 | 79,389 | 5,910,375 | 229,468 | 13,384,501 | 308,857 | 19,294,876 | 688,809 | 54,041,843 | 88,079 | 6,738,368 |
| 対比 | 94.0% | 90.7% | 104.0% | 100.2% | 99.6% | 97.6% | 95.3% | 92.0% | 92.1% | 91.8% | 97.7% | 98.0% | 96.2% | 96.0% | 95.7% | 93.4% | 93.2% | 92.8% |

[単位：戸]

注：非木造のプレハブは鉄骨、鉄筋コンクリート造プレハブ住宅
「2×4工法」及び「プレハブ工法(木造)」以外の木造を在来工法

全国新設住宅着工状況



令和5年10月(全国新設住宅着工状況)

